












































































































Feature Matrix for FortiSwitchOS 7.2.5

The following table lists the FortiSwitch features in Release 7.2.5 that are supported on each series of FortiSwitch models. All features are available in Release 7.2.5, unless otherwise stated. Features marked with ✓ are supported by FortiSwitch units in standalone mode; features marked with  are supported in both standalone and in managed mode. Security Fabric features are available exclusively in managed mode when supported by the FortiOS version.

Feature	GUI Supported	FSR-112D-POE	FSR-124D	1xxE, 1xxF	200 Series	4xxE	500 Series	1024D, 1024E, 1048E, T1024E	3032E
Security Fabric (exclusively in managed mode)									
Centralized configuration									
Centralized firmware management									
Automated detection and recommendations									
Syslog collection	—								
Device detection									
Network device detection	—	—		—					
Block intra-VLAN traffic (See Note 7.)									
Host quarantine									
Integrated FortiGate network access control (NAC) function									
NAC LAN segments (See Note 12.)									
FortiGuard IoT identification									
Support of matching FortiClient EMS tags in NAC policies									

Feature	GUI Supported	FSR-112D- POE	FSR-124D	1xxE, 1xxF	200 Series	4xxE	500 Series	1024D, 1024E, 1048E, T1024E	3032E
Dynamic port policies									
FortiSwitch VLANs over VXLAN	—	—	—	—	—	—	—	 (1024E, 1048E, T1024E)	
FortiLink management over VXLAN	—	—	—	—	—				
FortiView Internal Hubs		—		—					
NAC device telemetry	—	—		—					
Management and Configuration									
CPLD software upgrade support for OS	—	—	—	—	—	—	—	1024D	—
Firmware image rotation (dual-firmware image support)	—	✓	✓	124F, 124F- POE, 124F- FPOE, 148E, 148E-POE, 148F, 148F- POE, 148F- FPOE	✓	✓	✓	✓	✓
HTTP REST APIs for configuration and monitoring	—	✓	✓	✓	✓	✓	✓	✓	✓
Support for switch SNMP OID									
IP conflict detection and notification	✓	✓	✓	✓	✓	✓	✓	✓	✓
FortiLAN Cloud configuration	✓	✓	✓	✓	✓	✓	✓	✓	✓
FortiSwitch Manager configuration	✓	✓	✓	✓	✓	✓	✓	✓	✓
Auto topology	—								
Security and Visibility									
RADIUS for administrative authentication	—	✓	✓	✓	✓	✓	✓	✓	✓

Feature	GUI Supported	FSR-112D- POE	FSR-124D	1xxE, 1xxF	200 Series	4xxE	500 Series	1024D, 1024E, 1048E, T1024E	3032E
TACACS+ for administrative authentication	—	✓	✓	✓	✓	✓	✓	✓	✓
802.1X port mode									
802.1X MAC-based mode									
802.1X MAC-based mode: Wake-on-LAN	—	✓	✓	✓	✓	✓	✓	✓	✓
User-based (802.1X) VLAN assignment									
802.1X: MAB									
open-auth mode	✓								
MAC move	—	—	✓	✓	✓	✓	✓	✓	✓
802.1X/MAB priority	—	✓	✓	✓	✓	✓	✓	✓	✓
Support of the RADIUS accounting server	Partial								
Support of RADIUS CoA and disconnect messages	—								
EAP pass-through									
IP-MAC binding (IPv4)	✓	—	—	—	—	—			
sFlow (IPv4)	✓			 (124F, 148E, 148F)					
Flow export (IPv4)	✓	—		—					
ACL (IPv4)	✓	✓	✓	✓	✓	✓	✓	✓	✓
ACL (IPv6 ingress)	—	—	—	—	✓	✓	✓	✓	✓
Multistage ACL (IPv4)	✓	—	—	—	—	—	✓	✓	✓
Multiple ingress ACLs (IPv4)	✓	—	✓	—	✓	✓	✓	✓	✓
Schedule for ACLs (IPv4)	—	—	✓	✓	✓	✓	✓	✓	✓
Dynamic ACLs (IPv4)	—	—	✓	✓	✓	✓	✓	✓	✓

Feature	GUI Supported	FSR-112D- POE	FSR-124D	1xxE, 1xxF	200 Series	4xxE	500 Series	1024D, 1024E, 1048E, T1024E	3032E
ACL: color marking (IPv4)	✓	—	—	—	✓	✓	✓	✓	✓
DHCP snooping (See Note 16.)									
DHCPv6 snooping	✓	—	—	—	✓	✓	✓	✓	✓
DHCP-snooping static entries (IPv4)	—								
Allowed DHCP server list	✓								
Flap guard	—								
IP source guard (IPv4)	✓	—		—			—	—	—
IP source-guard violation log	—	—	✓	—	✓	✓	—	—	—
Dynamic ARP inspection (IPv4)	✓	—							
ARP timeout value	—	✓	✓	✓	✓	✓	✓	✓	✓
RMON group 1	—	✓	✓	✓	✓	✓	✓	✓	✓
Reliable syslog	—	✓	✓	✓	✓	✓	✓	✓	✓
Packet capture		—		 (124F, 148E, 148F)					
MACsec: PSK mode (See Note 6.)	—	—	—	—	—	—	✓	1024E, T1024E	—
MACsec: Dynamic-CAK mode (See Note 6.)	—	—	—	—	—	—	✓	1024E, T1024E	—
FIPS 140-2 (Level 2) support	—	—	—	—	—	 (424E, 424E- FPOE, M426E- FPOE, 424E- Fiber, 448E, 448E-FPOE)	—	 (1024E, 1048E, T1024E)	












Layer 2

Feature	GUI Supported	FSR-112D- POE	FSR-124D	1xxE, 1xxF	200 Series	4xxE	500 Series	1024D, 1024E, 1048E, T1024E	3032E
Rapid PVST interoperation	—	🔗	🔗	🔗	🔗	🔗	🔗	🔗	🔗
'forced-untagged' or 'force-tagged' setting on switch interfaces	—	🔗	🔗	🔗	🔗	🔗	🔗	🔗	🔗
Private VLANs	✓	—	✓	—	✓	✓	✓	✓	✓
Multi-stage load balancing	—	—	—	—	—	—	—	✓	✓
Priority-based flow control	—	—	—	—	—	—	✓	✓	✓
Ingress pause metering	—	—	—	—	🔗	🔗	🔗	🔗 (1024D, 1048E)	—
Storm control	✓	🔗	🔗	🔗	🔗	🔗	🔗	🔗	🔗
Per-port storm control	✓	🔗	🔗	🔗	🔗	🔗	🔗	🔗	🔗
Global burst-size control	✓	🔗	🔗	🔗	🔗	🔗	🔗	🔗	🔗
MAC/IP/protocol-based VLAN assignment	✓	✓	✓	✓	✓	✓	✓	✓	✓
Virtual wire	✓	—	✓	—	✓	✓	✓	✓	✓
Loop guard	✓	🔗	🔗	🔗	🔗	🔗	🔗	🔗	🔗
Percentage rate control	🔗	—	🔗	—	🔗	🔗	🔗	🔗	🔗
VLAN stacking (QnQ)	✓	—	✓	—	✓	✓	✓	✓	✓
VLAN mapping (See Note 13.)	✓	✓	✓	124F, 124F- POE, 124F- FPOE, 148F, 148F-POE, 148F-FPOE	✓	✓	✓	✓	✓
SPAN	✓	🔗	🔗	🔗	🔗	🔗	🔗	🔗	🔗
RSPAN and ERSPAN (IPv4)	✓	🔗 (RSPAN)	🔗	—	🔗	🔗	🔗	🔗	🔗
Traffic policy (policer)	—	—	🔗	—	🔗	🔗	🔗	🔗	🔗
Flow control	—	🔗	🔗	🔗	🔗	🔗	🔗	🔗	🔗

Feature	GUI Supported	FSR-112D- POE	FSR-124D	1xxE, 1xxF	200 Series	4xxE	500 Series	1024D, 1024E, 1048E, T1024E	3032E
MRP	—	✓	✓	—	—	—	—	—	—
Layer 3									
VXLAN (See Note 15.)	—	—	—	—	—	—	—	✓ (1024E, 1048E, T1024E)	✓
VXLAN: STP virtual root	—	—	—	—	—	✓	✓	✓ (1024E, 1048E, T1024E)	—
RVI	—	—	—	—	—	448E, 448E- FPOE, 448E- POE, 424E- Fiber	✓	✓	✓
Link monitor (IPv4/IPv6)	✓	✓	✓	✓	✓	✓	✓	✓	✓
Static routing (IPv4/IPv6) (See Note 9.)	✓	—	✓	✓	✓	✓	✓	✓	✓
Software-based routing only (IPv4/IPv6)	✓	✓	—	✓	—	—	—	—	—
Hardware-based routing (IPv4/IPv6)	✓	—	✓	—	✓	✓	✓	✓	✓
ECMP with hardware-based routing (IPv4/IPv6)	—	—	—	—	—	—	✓	✓	✓
Static BFD (IPv4/IPv6)	✓	✓	✓	✓	✓	✓	✓	✓	✓
uRPF	—	—	—	—	—	—	✓	✓	✓
DHCP relay (IPv4)	✓	—	✓	✓	✓	✓	✓	✓	✓
DHCP server (IPv4)	✓	—	—	—	—	✓	✓	✓	✓
Layer 3: Requires Advanced Features License									
Policy-based routing (IPv4)	✓	—	—	—	✓	✓	✓	✓	✓
VRF (IPv4/IPv6)	✓	—	—	—	—	—	✓	✓	✓
OSPF (IPv4/IPv6)	✓	—	—	—	✓	✓	✓	✓	✓
BFD for OSPF (IPv4/IPv6)	✓	—	—	—	✓	✓	✓	✓	✓
OSPF database overflow protection (IPv4)	—	—	—	—	✓	✓	✓	✓	✓

Feature	GUI Supported	FSR-112D- POE	FSR-124D	1xxE, 1xxF	200 Series	4xxE	500 Series	1024D, 1024E, 1048E, T1024E	3032E
OSPF graceful restart (IPv4, helper mode only)	—	—	—	—	✓	✓	✓	✓	✓
OSPF: VRF support (IPv4)	✓	—	—	—	—	—	✓	✓	✓
RIP (IPv4/IPv6)	✓	—	—	—	✓	✓	✓	✓	✓
BFD for RIP (IPv4/IPv6)	—	—	—	—	✓	✓	✓	✓	✓
VRRP (IPv4/IPv6)	✓	—	—	—	✓	✓	✓	✓	✓
BGP (IPv4/IPv6)	—	—	—	—	—	✓	✓	✓	✓
BFD for BGP (IPv4/IPv6)	—	—	—	—	—	✓	✓	✓	✓
IS-IS (IPv4/IPv6)	—	—	—	—	✓	✓	✓	✓	✓
BFD for IS-IS (IPv4/IPv6)	—	—	—	—	✓	✓	✓	✓	✓
PIM (IPv4)	✓	—	—	—	—	—	✓	✓	✓
High Availability									
MCLAG (multichassis link aggregation)	Partial	—	—	—	∞	∞	∞	∞	∞
STP supported in MLAGs	—	—	—	—	∞	∞	∞	∞	∞
IGMP snooping support in MLAG	✓	—	—	—	∞	∞	∞	∞	∞
Layer-3 (IPv4) routing in MLAG	—	—	—	—	VRRP and static	VRRP and static	✓	✓	✓
Quality of Service									
802.1p support, including priority queuing trunk and WRED	✓	—	∞	∞	∞	∞	∞	∞	∞
QoS queue counters	—	—	∞	—	∞	∞	∞	∞	∞
Tail-drop policy	✓	—	✓	✓	✓	✓	✓	✓	✓
RED drop policy	✓	—	✓	—	✓	—	—	—	—
WRED drop policy	✓	—	—	—	—	✓	✓	✓	✓

[illegible]

Feature	GUI Supported	FSR-112D-POE	FSR-124D	1xxE, 1xxF	200 Series	4xxE	500 Series	1024D, 1024E, 1048E, T1024E	3032E
Add CLI to show the details of port statistics	—								
Configuration of the QSFP low-power mode	—	—	—	—	—	—	✓	1024E, 1048E, T1024E	✓
Energy-efficient Ethernet	✓	✓	✓	✓	✓	✓	✓	—	—
PHY Forward Error Correction (See Note 4.)	—	—	—	—	—	—	—	1024E, 1048E, T1024E	✓
PTP transparent clock (IPv4/IPv6) (See Note 8.)	—	—	—	—				 (1024E, 1048E, T1024E)	
Alias commands	—	✓	✓	✓	✓	✓	✓	✓	✓
Automation stitches	—	✓	✓	✓	✓	✓	✓	✓	✓
Multiple path traceroute	✓	✓	✓	✓	✓	✓	✓	✓	✓
Wake-on-LAN packets	—	✓	✓	✓	✓	✓	✓	✓	✓
Save event log in flash memory	—	—	✓	—	✓	✓	✓	✓	✓

Notes

- PoE features are applicable only to the model numbers with a POE or FPOE suffix.
- The 24-port LAG is applicable to FS-524D, FS-524-FPOE, FS-1024D, and FS-3032D models. The 48-port LAG is applicable to FS-548D, FS-548-FPOE, and FS-1048D models.
- The per-VLAN MAC learning limit is not supported on the FS-108E, FS-108E-POE, FS-108E-FPOE, FS-108F, FS-108F-POE, FS-108F-FPOE, FS-124E, FS-124E-POE, FS-124E-FPOE, FS-124F, FS-124F-POE, FS-124F-FPOE, FS-448D, FS-448D-POE, FS-448D-FPOE, FS-248E-POE, FS-248E-FPOE, and FS-248D models. The per-trunk MAC learning limit is not supported on the FS-448D, FS-448D-POE, FS-448D-FPOE, FS-248E-POE, FS-248E-FPOE, and FS-248D models.
- Supported only in 100G mode (clause 91).
- On the FS-3032E, you can split one port at the full base speed, split one port into four sub-ports of 25-Gbps each (100G QSFP only), or split one port into four sub-ports of 10-Gbps each (40G or 100G QSFP).
- Supported on the 10G ports on the FS-5xxD models, the 10G and 100G ports on the FS-1024E model, and the 100G ports on the FS-T1024E model.
- The maximum number of access VLANs on the FS-1xxE, FS-108F, FS-108F-POE, and FS-108F-FPOE models is 16; the maximum number of access VLANs on the FS-148F models is 32.
- PTP is not supported on the FS-248E, FS-248E-POE, FS-248E-FPOE, FS-448D, FS-448D-POE, and FS-448D-FPOE models.

9. In managed mode, static routing is supported exclusively for system management and connectivity to Security Fabric connectors.
10. This feature is not supported by the FS-108E, FS-108E-POE, FS-108E-FPOE, FS-108F, FS-108F-POE, FS-108F-FPOE, FS-124E, FS-124F, and FS-224E models.
11. The FS-148F, FS-148F-POE, and FS-148F-FPOE models report the drop rate as 0 or +VE for a positive rate.
12. There are some limitations on LAN segments on the FSR-112D-POE, FS-108E, FS-108E-POE, FS-108E-FPOE, FS-108F, FS-108F-POE, FS-108F-FPOE, FS-124E, FS-124E-POE, FS-124E-FPOE, FS-148E, and FS-148E-POE models. See the *FortiLink Guide—FortiSwitch Devices Managed by FortiOS 7.2* for details.
13. Partial VLAN mapping is supported by the FS-124F, FS-124F-POE, FS-124F-FPOE, FS-148F, FS-148F-POE, FS-148F-FPOE, and FSR-112D-POE models. See the *FortiSwitchOS Administration Guide 7.2.0* for details.
14. When the FortiSwitch unit is using `poe-port-power perpetual-fast`, the following BIOS versions are required: 4000014 or higher for FS-108E-POE, FS-108E-FPOE, FS-124E-POE, and FS-124E-FPOE; 4000011 or higher for FS-148E-POE; 4000006 or higher for FS-108F-FPOE; and 4000007 or higher for FS-108F-POE.
15. The FS-3032E model does not support multiple next hops on the same port.
16. The 1xx models allow you to enable DHCP snooping on a maximum of 25 VLANs.

Copyright© 2023 Fortinet, Inc. All rights reserved. Fortinet®, FortiGate®, FortiCare® and FortiGuard®, and certain other marks are registered trademarks of Fortinet, Inc., in the U.S. and other jurisdictions, and other Fortinet names herein may also be registered and/or common law trademarks of Fortinet. All other product or company names may be trademarks of their respective owners. Performance and other metrics contained herein were attained in internal lab tests under ideal conditions, and actual performance and other results may vary. Network variables, different network environments and other conditions may affect performance results. Nothing herein represents any binding commitment by Fortinet, and Fortinet disclaims all warranties, whether express or implied, except to the extent Fortinet enters a binding written contract, signed by Fortinet's General Counsel, with a purchaser that expressly warrants that the identified product will perform according to certain expressly-identified performance metrics and, in such event, only the specific performance metrics expressly identified in such binding written contract shall be binding on Fortinet. For absolute clarity, any such warranty will be limited to performance in the same ideal conditions as in Fortinet's internal lab tests. In no event does Fortinet make any commitment related to future deliverables, features, or development, and circumstances may change such that any forward-looking statements herein are not accurate. Fortinet disclaims in full any covenants, representations, and guarantees pursuant hereto, whether express or implied. Fortinet reserves the right to change, modify, transfer, or otherwise revise this publication without notice, and the most current version of the publication shall be applicable.